

Introductory sub-table (I)(a)

Name of the Company: KOVALAM INVESTMENT AND TRADING COMPANY LIMITED

Scrip Code, Name of the scrip, class of security: BSE - 505585, ZKOVALIN, EQUITY, GROUP/INDEX - T


Quarter ended : DECEMBER 31, 2013

Partly paid-up shares:-		As a % of total no. of partly paid-up shares		As a % of total no. of shares of the company	
Held by promoter/promoter group	No. of partly paid-up shares	0	#DIV/0!		0
Held by public		0	#DIV/0!		0
Total - D		0	#DIV/0!		0
Outstanding convertible securities:-		No. of outstanding securities		As a % of total no. of outstanding convertible securities	
				As a % of total no. of shares of the company, assuming full conversion of the convertible securities	
Held by promoter/promoter group		0	#DIV/0!		0
Held by public		0	#DIV/0!		0
Total - E		0	#DIV/0!		0
Warrants:-		No. of warrants		As a % of total no. of warrants	
				As a % of total no. of shares of the company, assuming full conversion of warrants	
Held by promoter/promoter group		0	#DIV/0!		0
Held by public		0	#DIV/0!		0
Total - F		0	#DIV/0!		0
Total paid-up capital of the company, assuming full conversion of warrants and convertible securities (Grand Total)					
(A+B+C)+D+E+F		2223914		100%	



Statement Showing Shareholding Pattern

Category or Code	Category of Shareholder	Number of Shareholders	Table I(a)					Shares Pledged or otherwise encumbered
			Total number of shares	Number of shares held in dematerialized form	As a percentage of (A+B) ¹	As a percentage of (A+B+C)	Number of shares	
(I)	(II)	(III)	(IV)	(V)	(VI)	(VII)	(VIII)	(IX)
(A)	Shareholding of Promoter and Promoter							(IX) = (VIII)/(IV)*100
1	Indian							
(a)	Individuals/ Hindu Undivided Family							
(b)	Central Government/ State Government(s)	3	79530	0	4.66	4.66		0.00
(c)	Bodies Corporate	0	0	0	0.00	0.00	0	#DIV/0!
(d)	Financial Institutions/ Banks	10	1587460	0	71.38	71.38	0	0.00
(e)	Any Others(Specify)	0	0	0	0.00	0.00	0	#DIV/0!
(e-i)		0	0	0	0.00	0.00	0	#DIV/0!
(e-ii)					0.00	0.00		#DIV/0!
	Sub Total(A)(I)	13	1666990	0	74.96	74.96	0	0.00
2	Foreign							
a	Individuals (Non-Residents Individuals/ Foreign Individuals)							
b	Bodies Corporate	0	0	0	0.00	0.00	0	#DIV/0!
c	Institutions	0	0	0	0.00	0.00	0	#DIV/0!
d	Any Others(Specify)	0	0	0	0.00	0.00	0	#DIV/0!
d-i					0.00	0.00	0	#DIV/0!
d-ii					0.00	0.00		#DIV/0!



	Sub Total(A)(2)	0	0	0	0	0.00	0.00	0	#DIV/0!
	Total Shareholding of Promoter and	13	1666990	0	0	74.96	74.96	0	0.00
(B)	Public shareholding								
I	Institutions								
(a)	Mutual Funds/ UTI	0	0	0	0	0.00	0.00	0	
(b)	Financial Institutions / Banks	0	0	0	0	0.00	0.00	0	
(c)	Central Government/ State Government(s)	0	0	0	0	0.00	0.00	0	
(d)	Venture Capital Funds	0	0	0	0	0.00	0.00	0	
(e)	Insurance Companies	0	0	0	0	0.00	0.00	0	
(f)	Foreign Institutional Investors	0	0	0	0	0.00	0.00	0	
(g)	Foreign Venture Capital Investors	0	0	0	0	0.00	0.00	0	
(h)	Any Other (specify)	0	0	0	0	0.00	0.00	0	
(h-i)						0.00	0.00		
(h-ii)						0.00	0.00		
	Sub-Total (B)(1)	0	0	0	0	0.00	0.00		
B 2	Non-institutions								
(a)	Bodies Corporate	3	78100	0	0	3.51	3.51	0	
(b)	Individuals					0.00	0.00		
I	Individuals - i. Individual shareholders holding nominal share capital up to Rs 1 lakh	496	478824	0	0	21.53	21.53	0	
II	ii. Individual shareholders holding nominal share capital in excess of Rs. 1 lakh.	0	0	0	0	0.00	0.00	0	
(c)	Any Other (specify)					0.00	0.00		
(c-i)						0.00	0.00		
(c-ii)						0.00	0.00		
	Sub-Total (B)(2)	499	556924	0	0	25.04	25.04		



(B)	Total Public Shareholding (B) = (B)(1)+(B)(2)	499	556924	0	25.04	25.04		
	TOTAL (A)+(B)	512	2223914	0	100.00	100.00		
(C)	Shares held by Custodians and against which Depository Receipts have been issued							
1	Promoter and Promoter Group					0.00		#DIV/0!
2	Public					0.00		
	Sub-Total (C)	0	0	0		0	0	
	GRAND TOTAL (A)+(B)+(C)	512	2223914	0		100.00	0	0.00

ASAD ALI INVESTMENT & TRADING CO. LTD


[Signature]

[Stamp]

(I)(b) Statement showing holding of securities (including shares, warrants, convertible securities) of persons belonging to the category "Promoter and Promoter Group".


Sr. No.	Name of the shareholder	Details of Shares held		Encumbered shares (*)			Details of warrants		Details of convertible securities		Total shares (including underlying shares assuming full conversion of warrants and convertible securities) as a % of diluted share capital
		Number of shares held	As a % of grand total (A) + (B) + (C)	No.	As a percentage (VI) = (V)/(III) * 100	As a % of grand total (A) + (B) + (C) of sub-clause (D)(a)	Number of warrants held	As a % total number of warrants of the same class	Number of convertible securities held	As a % total number of convertible securities of the same class	
(I)	(II)	(III)	(IV)	(V)	(VI) = (V)/(III) * 100	(VII)	(VIII)	(IX)	(X)	(XI)	(XII)
1	Abhilash Growth Fund Pvt. Ltd	73850 ✓	3.32 ✓		0.00	0.00		#DIV/0!	#DIV/0!		
2	J L Growth Fund Ltd	91130 ✓	4.10 ✓		0.00	0.00		#DIV/0!	#DIV/0!		
3	Nahar Growth Fund Pvt. Ltd	20000 ✓	0.90 ✓		0.00	0.00		#DIV/0!	#DIV/0!		
4	Girnar Investment Ltd	160035 ✓	7.20 ✓		0.00	0.00		#DIV/0!	#DIV/0!		
5	Nagdevi Trading & Investment Co. Ltd	830685 ✓	37.35 ✓		0.00	0.00		#DIV/0!	#DIV/0!		
6	Ludhiana Holdings Ltd	87000	3.91		0.00	0.00		#DIV/0!	#DIV/0!		
7	Vanaik Investors Ltd	123360 ✓	5.55 ✓		0.00	0.00		#DIV/0!	#DIV/0!		
8	Sankheshwar Holding Co. Ltd	176400 ✓	7.93 ✓		0.00	0.00		#DIV/0!	#DIV/0!		
9	Atarn Vallabh Financiers Ltd	15000 ✓	0.67 ✓		0.00	0.00		#DIV/0!	#DIV/0!		
10	Vardman Investment Ltd	10000 ✓	0.45 ✓		0.00	0.00		#DIV/0!	#DIV/0!		
11	Sh. Kamal Oswal	19600	0.88		0.00	0.00		#DIV/0!	#DIV/0!		
12	Sh. Dinesh Oswal	29930	1.35		0.00						
13	Sh. Jawahar Lal Oswal	30000	1.35		0.00						
	TOTAL	1666990	74.96	0	0.00	0.00	0	#DIV/0!	0	#DIV/0!	0

(*) The term "encumbrance" has the same meaning as assigned to it in regulation 28(3) of the SAST Regulations, 2011



category "Public" and holding more than 1% of the total number of shares

Sr. No	Name of the shareholder	Number of shares held	Shares as a percentage of total number of shares {i.e., Grand Total (A)+(B)+(C) indicated in Statement at para (I)(a) above}	Details of warrants			Details of convertible securities		Total shares (including underlying shares assuming full conversion of warrants and convertible securities) as a % of diluted share capital
				Number of warrants held	As a % of total number of warrants of the same class	Number of convertible securities held	% w.r.t number of total convertible securities of the same class		
1	HANUMAN JHUNJHUNWALA	71000	3.19		#DIV/0!		#DIV/0!		
2	FAYETTE TRADING & INVESTMENT CO. LTD	42600	1.92		#DIV/0!		#DIV/0!		
3	SUBASH MADAN	28400	1.28		#DIV/0!		#DIV/0!		
4	CROUSE INVESTMENT PVT LTD	24850	1.12		#DIV/0!		#DIV/0!		
5			0.00		#DIV/0!		#DIV/0!		
6			0.00		#DIV/0!		#DIV/0!		
7			0.00		#DIV/0!		#DIV/0!		
8			0.00		#DIV/0!		#DIV/0!		
9			0.00		#DIV/0!		#DIV/0!		
10			0.00		#DIV/0!		#DIV/0!		



PAC) belonging to the category "Public" and holding more than 5% of the total number of shares of the company

Sr. No.	Name(s) of the shareholder(s) and the Persons Acting in Concert (PAC) with them	Number of shares	Shares as a percentage of total number of shares {i.e., Grand Total (A)+(B)+(C) indicated in Statement at para (I)(a) above}	Details of warrants			Details of convertible securities		Total shares (including underlying shares assuming full conversion of warrants and convertible securities) as a % of diluted share capital
				Number of warrants	As a % total number of warrants of the same class	Number of convertible securities held	% w.r.t total number of convertible securities of the same class		
1			0.00		#DIV/0!		#DIV/0!		
2			0.00		#DIV/0!		#DIV/0!		
3			0.00		#DIV/0!		#DIV/0!		
4			0.00		#DIV/0!		#DIV/0!		
5			0.00		#DIV/0!		#DIV/0!		
6			0.00		#DIV/0!		#DIV/0!		
7			0.00		#DIV/0!		#DIV/0!		
8			0.00		#DIV/0!		#DIV/0!		
9			0.00		#DIV/0!		#DIV/0!		
10			0.00		#DIV/0!		#DIV/0!		



by "promoter/promoter group" are in excess of 1% of the total number of shares

Sr. No.	Name of the DR Holder	Type of outstanding DR (ADRs, GDRs, SDRs, etc.)	Number of shares underlying outstanding DRs	Shares underlying outstanding DRs as a percentage of total number of shares {i.e., Grand Total (A)+(B)+(C) indicated in Statement at para (I)(a) above}
1				0.00
2				0.00
3				0.00
4				0.00
5				0.00
6				0.00
7				0.00
8				0.00
9				0.00
TOTAL			0	0.00

FOR THE ALABAMA INVESTMENT & TRADING CO. L. H.

W. A. R. 12