

Name of the Company: KOVALAM INVESTMENT AND TRADING COMPANY LIMITED

Scrip Code: BSE - 505585

Name of the scrip ID - ZKOVALIN

Class of security: Equity , Group/Index - T

Quarter ended: DECEMBER 31, 2011

Partly paid-up shares:-	No. of partly paid-up shares	As a % of total no. of partly paid-up shares	As a % of total no. of shares of the company
Held by promoter/promoter group	0	#DIV/0!	0
Held by public	0	#DIV/0!	0
Total - D	0	#DIV/0!	0

Outstanding convertible securities:-	No. of outstanding securities	As a % of total no. of outstanding convertible securities	As a % of total no. of shares of the company, assuming full conversion of the convertible securities
Held by promoter/promoter group	0	#DIV/0!	0
Held by public	0	#DIV/0!	0
Total - E	0	#DIV/0!	0


Warrants:-	No. of warrants	As a % of total no. of warrants	As a % of total no. of shares of the company, assuming full conversion of warrants
Held by promoter/promoter group	0	#DIV/0!	0
Held by public	0	#DIV/0!	0
Total - F	0	#DIV/0!	0

Total paid-up capital of the company, assuming full conversion of warrants and convertible securities (Grand Total (A+B+C)+ D+E+F)


1706210

100



[illegible]

	Sub Total(A)(2)	0	0	0	0	0.00	0.00	0	#DIV/0!
	Total Shareholding of Promoter	13	1666990	0	0	97.70	97.70	0	0.00
(B)	Public shareholding								
1	Institutions								
(a)	Mutual Funds/ UTI	0	0	0	0	0.00	0.00	0	
(b)	Financial Institutions / Banks	0	0	0	0	0.00	0.00	0	
(c)	Central Government/ State Government(s)	0	0	0	0	0.00	0.00	0	
(d)	Venture Capital Funds	0	0	0	0	0.00	0.00	0	
(e)	Insurance Companies	0	0	0	0	0.00	0.00	0	
(f)	Foreign Institutional Investors	0	0	0	0	0.00	0.00	0	
(g)	Foreign Venture Capital Investors	0	0	0	0	0.00	0.00	0	
(h)	Any Other (specify)	0	0	0	0	0.00	0.00	0	
(h-i)						0.00	0.00		
(h-ii)						0.00	0.00		
	Sub-Total (B)(1)	0	0	0	0	0.00	0.00		
B 2	Non-institutions								
(a)	Bodies Corporate	3	5500	0	0	0.32	0.32	0	
(b)	Individuals					0.00	0.00		
I	Individuals -i. Individual shareholders holding nominal share capital up to Rs 1 lakh	496	33720	0	0	1.98	1.98	0	
II	Individual shareholders holding nominal share capital in excess of Rs. 1 lakh.	0	0	0	0	0.00	0.00	0	
(c)	Any Other (specify)					0.00	0.00		
(c-i)						0.00	0.00		
(c-ii)						0.00	0.00		
	Sub-Total (B)(2)	499	39220	0	0	2.30	2.30		




(B)	Total Public Shareholding (B)= (B)(1)+(B)(2)	499	39220	0	2.30	2.30		
	TOTAL (A)+(B)	512	1706210	0	100.00	100.00		
(C)	Shares held by Custodians and against which Depository Receipts have been issued							
1	Promoter and Promoter Group	0	0	0		0.00		#DIV/0!
2	Public	0	0	0		0.00		
	Sub-Total (C)	0	0	0		0	0	
	GRAND TOTAL (A)+(B)+(C)	512	1706210	0		100.00	0	0.00




(1)(b) Statement showing Shareholding of persons belonging to the category
"Promoter and Promoter Group"

Sr. No.	Name of the shareholder	Total shares held		Shares pledged or otherwise encumbered		
		Number of shares	As a % of grand total (A) + (B) + (C)	Number	As a percentage (VI) = (V)/(III) * 100	As a % of grand total (A) + (B) + (C) of sub-clause (1)(a)
(I)	(II)	(III)	(IV)	(V)	(VI)	(VII)
1	Abhilash Growth Fund Pvt. Ltd	73850	4.33		0.00	0.00
2	J L Growth Fund Ltd	91130	5.34		0.00	0.00
3	Nahar Growth Fund Pvt. Ltd	20000	1.17		0.00	0.00
4	Girnar Investment Ltd	160035	9.38		0.00	0.00
5	Nagdevi Trading & Investment Co. Ltd	830685	48.69		0.00	0.00
6	Ludhiana Holdings Ltd	87000	5.10		0.00	0.00
7	Vanaik Investors Ltd	123360	7.23		0.00	0.00
8	Sankheshwar Holding Co. Ltd	176400	10.34		0.00	0.00
9	Atam Vallabh Financiers Ltd	15000	0.88		0.00	0.00
10	Vardhman Investment Ltd	10000	0.59		0.00	0.00
11	Sh. Kamal Oswal	19600	1.15		0.00	0.00
12	Sh. Dinesh Oswal	29930	1.75		0.00	0.00
13	Sh. Jawahar Lal Oswal	30000	1.76		0.00	0.00
TOTAL		1666990	97.70	0	0.00	0.00



I will not own more than 1% of the total number of shares

Sr. No.	Name of the shareholder	Number of shares	Shares as a percentage of total number of shares {i.e., Grand Total (A)+(B)+(C) indicated in Statement at para (I)(a) above}
1			0.00
2			0.00
3			0.00
4			0.00
5			0.00
6			0.00
7			0.00
8			0.00
9			0.00
10			0.00
TOTAL		0	0.00



(1)(d)

Statement showing details of locked-in shares

Sr. No.	Name of the shareholder	Number of locked-in shares	Locked-in shares as a percentage of total number of shares {i.e., Grand Total (A)+(B)+(C) indicated in Statement at para (I)(a) above}
1			0.00
2			0.00
3			0.00
4			0.00
5			0.00
6			0.00
7			0.00
8			0.00
9			0.00
TOTAL		0	0.00



Statement showing holding of Depository Receipts (DRs), where underlying shares held by "promoter/promoter group" are in excess of 1% of the total number of shares

Sr. No.	Name of the DR Holder	Type of outstanding DR (ADRs, GDRs, SDRs, etc.)	Number of shares underlying outstanding DRs	Shares underlying outstanding DRs as a percentage of total number of shares {i.e., Grand Total (A)+(B)+(C) indicated in Statement at para (I)(a) above}
1				0.00
2				0.00
3				0.00
4				0.00
5				0.00
6				0.00
7				0.00
8				0.00
9				0.00
TOTAL			0	0.00

FOR KOVALAM INVESTMENT & TRADING CO./77D

Director