

Regd. & Admn. Office : Focal Point, Ludhiana - 141 010. (INDIA)
Phones : 0091-161-2672590 to 91 Fax : 0091-161-2674072
E-mail : nildh@owmnahar.com

NIEL:SCY: 4164

Dated: 11.04.2012

Bombay Stock Exchange Limited
(Department of Corporate Services)
Floor 25, P J Towers,
Dalal Street, Fort, MUMBAI 400001

Reg: Shareholding Pattern
Scrip Code : 519136

Name of the Company: Nahar Industrial Enterprises Limited
Quarter ending on : 31.03.2012

Dear Sir,

Please find enclosed herewith revised Shareholding Pattern as per Clause 35 of the Listing Agreement for the quarter ended on 31.03.2012.

Please take on record of the same.



Thanking you,

Yours faithfully,
For NAHAR INDUSTRIAL ENTERPRISES LIMITED




COMPANY SECRETARY
Encl: As above






Introductory sub-table (I)(a)

| Name of the Company: NAHAR INDUSTRIAL ENTERPRISES LIMITED | | | |
|---|---|--|--|
| Scrip Code, Name of the scrip, class of security: 519136, NAHARINDUS, EQUITY SHARE | | | |
| Quarter ended: 31.03.2012 | | | |
| Partly paid-up shares:- | No. of partly paid-up shares | As a % of total no. of partly paid-up shares | As a % of total no. of shares of the company |
| Held by promoter/promoter group | 0 | #DIV/0! | 0 |
| Held by public | 0 | #DIV/0! | 0 |
| Total - D | 0 | #DIV/0! | 0 |
| Outstanding convertible securities:- No. of outstanding securities | As a % of total no. of outstanding convertible securities | As a % of total no. of shares of the company, assuming full conversion of the convertible securities | |
| Held by promoter/promoter group | 0 | #DIV/0! | 0 |
| Held by public | 0 | #DIV/0! | 0 |
| Total - E | 0 | #DIV/0! | 0 |
| Warrants:- | No. of warrants | As a % of total no. of warrants | As a % of total no. of shares of the company, assuming full conversion of warrants |
| Held by promoter/promoter group | 0 | #DIV/0! | 0 |
| Held by public | 0 | #DIV/0! | 0 |
| Total - F | 0 | #DIV/0! | 0 |
| Total paid-up capital of the company, assuming full conversion of warrants and convertible securities | | 39835141 | |



| Statement Showing Shareholding Pattern | | | | | | | | |
|--|--|------------------------|------------------------|--|--|----------------------------|--|------------------------|
| Category code | Category of Shareholder | Number of Shareholders | Table (I)(a) | | Total shareholding as a percentage of total number of shares | | Shares Pledged or otherwise encumbered | |
| | | | Total number of shares | Number of shares held in dematerialized form | As a percentage of (A+B) ¹ | As a percentage of (A+B+C) | Number of shares | As a percentage |
| (I) | (II) | (III) | (IV) | (V) | (VI) | (VII) | (VIII) | (IX) = (VIII)/(IV)*100 |
| (A) | Shareholding of Promoter and | | | | | | | |
| 1 | Indian | | | | | | | |
| (a) | Individuals/ Hindu Undivided Family | 2 | 1324 | 1324 | 0.00 | 0.00 | | 0.00 |
| (b) | Central Government/ State Government(s) | 0 | 0 | 0 | 0.00 | 0.00 | | #DIV/0! |
| (c) | Bodies Corporate * | 15 | 25589919 | 25589919 | 64.24 | 64.24 | | 0.00 |
| (d) | Financial Institutions/ Banks | 0 | 0 | 0 | 0.00 | 0.00 | | #DIV/0! |
| (e) | Any Others (Specify) | | | | 0.00 | 0.00 | | #DIV/0! |
| | Sub Total(A)(1) | 17 | 25591243 | 25591243 | 64.24 | 64.24 | 0 | 0.00 |
| * Includes 45,75,000 equity shares allotted to the holder's of Warrants B, Corporate Action for Credit of shares is pending. | | | | | | | | |
| 2 | Foreign | | | | | | | |
| a | Individuals (Non-Residents Individuals/ Foreign Individuals) | | | | 0.00 | 0.00 | | #DIV/0! |
| b | Bodies Corporate | | | | 0.00 | 0.00 | | #DIV/0! |
| c | Institutions | | | | 0.00 | 0.00 | | #DIV/0! |
| d | Any Others (Specify) | | | | 0.00 | 0.00 | | #DIV/0! |
| | Sub Total(A)(2) | 0 | 0 | 0 | 0.00 | 0.00 | 0 | #DIV/0! |
| | Total Shareholding of Promoter and | 17 | 25591243 | 25591243 | 64.24 | 64.24 | 0 | 0.00 |
| (B) | Public shareholding | | | | | | | |
| 1 | Institutions | | | | | | | |
| (a) | Mutual Funds/ UTI | 27 | 18552 | 4938 | 0.05 | 0.05 | | |
| (b) | Financial Institutions / Banks | 23 | 9635 | 3714 | 0.02 | 0.02 | | |
| (c) | Central Government/ State Government(s) | 0 | 0 | 0 | 0.00 | 0.00 | | |
| (d) | Venture Capital Funds | 0 | 0 | 0 | 0.00 | 0.00 | | |
| (e) | Insurance Companies | 5 | 169463 | 169363 | 0.43 | 0.43 | | |
| (f) | Foreign Institutional Investors | 1 | 112 | 0 | 0.00 | 0.00 | | |
| (g) | Foreign Venture Capital Investors | 0 | 0 | | 0.00 | 0.00 | | |
| (h) | Any Other (specify) | | | | 0.00 | 0.00 | | |
| (h-i) | NRI/OCB | 5768 | 333039 | 64789 | 0.84 | 0.84 | | |
| | Sub-Total (B)(1) | 5824 | 530801 | 242804 | 1.33 | 1.33 | | |




| | | | | | | | | |
|------------|---|--------------|-----------------|-----------------|---------------|---------------|----------|-------------|
| B 2 | Non-institutions | | | | | | | |
| (a) | Bodies Corporate | 523 | 1568717 | 1528585 | 3.94 | 3.94 | | |
| (b) | Individuals | | | | 0.00 | 0.00 | | |
| I | Individuals -i. Individual shareholders holding nominal share capital up to Rs 1 lakh | 81792 | 6954390 | 3547977 | 17.46 | 17.46 | | |
| II | ii. Individual shareholders holding nominal share capital in excess of Rs. 1 lakh. | 52 | 5189990 | 5189990 | 13.03 | 13.03 | | |
| (c) | Any Other (specify) | | | | 0.00 | 0.00 | | |
| | Sub-Total (B)(2) | 82367 | 13713097 | 10266552 | 34.42 | 34.42 | | |
| (B) | Total Public Shareholding (B)= (B)(1)+(B)(2) | 88191 | 14243898 | 10509356 | 35.76 | 35.76 | | |
| | TOTAL (A)+(B) | 88208 | 39835141 | 36100599 | 100.00 | 100.00 | | |
| (C) | Shares held by Custodians and against which Depository Receipts have been issued | | | | | | | |
| 1 | Promoter and Promoter Group | | | | | 0.00 | | #DIV/0! |
| 2 | Public | | | | | 0.00 | | |
| | Sub-Total (C) | 0 | 0 | 0 | | 0 | 0 | |
| | GRAND TOTAL (A)+(B)+(C) | 88208 | 39835141 | 36100599 | | 100.00 | 0 | 0.00 |



(I)(b) Statement showing holding of securities (including shares, warrants, convertible securities) of persons belonging to the category "Promoter and Promoter Group"

| Sr. No. | Name of the shareholder | Details of Shares held | | Encumbered shares (*) | | | Details of warrants | | Details of convertible securities | | Total shares (including underlying shares assuming full conversion of warrants and convertible securities) as a % of diluted share capital |
|---------|---|------------------------|-----------------------------------|-----------------------|--------------------|--|-------------------------|---|---------------------------------------|---|--|
| | | Number of shares held | As a % of grand total (A)+(B)+(C) | No. | As a percentage | As a % of grand total (A)+(B)+(C) of sub-clause (I)(a) | Number of warrants held | As a % total number of warrants of the same class | Number of convertible securities held | As a % total number of convertible securities of the same class | |
| (I) | (II) | (III) | (IV) | (V) | (VI)=(V)/(III)*100 | (VII) | (VIII) | (IX) | (X) | (XI) | (XII) |
| 1 | NAHAR CAPITAL & FINANCIAL SERVICES LTD. | 9336746 | 23.44 | | 0.00 | 0.00 | | #DIV/0! | | #DIV/0! | |
| 2 | J L GROWTH FUND LTD. | 3421636 | 8.59 | | 0.00 | 0.00 | | #DIV/0! | | #DIV/0! | |
| 3 | NAHAR POLY FILMS LTD. | 2708900 | 6.80 | | 0.00 | 0.00 | | #DIV/0! | | #DIV/0! | |
| 4 | VARDHMAN INVESTMENTS LTD. | 2277955 | 5.72 | | 0.00 | 0.00 | | #DIV/0! | | #DIV/0! | |
| 5 | OSWAL WOOLLEN MILLS LTD. | 1956829 | 4.91 | | 0.00 | 0.00 | | #DIV/0! | | #DIV/0! | |
| 6 | NAGDEVI TRADING & INVEST. CO. LTD. | 1691753 | 4.25 | | 0.00 | 0.00 | | #DIV/0! | | #DIV/0! | |
| 7 | ATAM VALLABH FINANCIERS LTD. | 1691364 | 4.25 | | 0.00 | 0.00 | | #DIV/0! | | #DIV/0! | |
| 8 | KOVALAM INVESTMENT & TRADING CO. LTD. | 1102834 | 2.77 | | 0.00 | 0.00 | | #DIV/0! | | #DIV/0! | |
| 9 | SANKHESHWAR HOLDING CO. LTD. | 649842 | 1.38 | | 0.00 | 0.00 | | #DIV/0! | | #DIV/0! | |
| 10 | VANAIK INVESTORS LTD. | 287967 | 0.72 | | 0.00 | 0.00 | | #DIV/0! | | #DIV/0! | |
| 11 | NAHAR GROWTH FUND PVT. LTD. | 151785 | 0.38 | | 0.00 | 0.00 | | #DIV/0! | | #DIV/0! | |
| 12 | NAHAR FINANCIAL & INVESTMENT LTD. | 150670 | 0.38 | | | | | | | | |
| 13 | LUDHIANA HOLDINGS LIMITED | 137990 | 0.35 | | | | | | | | |
| 14 | NEHA CREDIT & INVESTMENT PVT. LTD. | 80654 | 0.20 | | | | | | | | |
| 15 | ABHILASH GROWTH FUND PVT. LTD. | 42675 | 0.11 | | | | | | | | |
| 16 | SH. KAMAL OSWAL | 1294 | 0.00 | | | | | | | | |
| 17 | SH. DINESH OSWAL | 30 | 0.00 | | | | | | | | |
| | TOTAL | 28991243 | 64.24 | 0 | #REF! | 0.00 | 0 | #DIV/0! | 0 | #DIV/0! | 0 |

(*) The term "encumbrance" has the same meaning as assigned to it in regulation 28(3) of the SAST Regulations, 2011




(I)(c)(i) Statement showing holding of securities (including shares, warrants, convertible securities) of persons belonging to the category "Public" and holding more than 1% of the total number of shares

| Sr. No. | Name of the shareholder | Number of shares held | Shares as a percentage of total number of shares {i.e., Grand Total (A)+(B)+(C) indicated in Statement at para (I)(a) above} | Details of warrants | | Details of convertible securities | | Total shares (including underlying shares assuming full conversion of warrants and convertible securities) as a % of diluted share capital |
|--------------|-----------------------------|-----------------------|--|-------------------------|---|---------------------------------------|--|--|
| | | | | Number of warrants held | As a % total number of warrants of the same class | Number of convertible securities held | % w.r.t total number of convertible securities of the same class | |
| 1 | ASHISH DHAWAN | 2590124 | 6.50 | 0 | #DIV/0! | 0 | #DIV/0! | |
| 2 | JATINDER NATH JHAMB | 784569 | 1.97 | 0 | #DIV/0! | 0 | #DIV/0! | |
| 3 | MASTER CAPITAL SERVICES LTD | 731535 | 1.84 | 0 | #DIV/0! | 0 | #DIV/0! | |
| | | | | | | | | |
| TOTAL | | 4106228 | 10.31 | 0 | #DIV/0! | 0 | #DIV/0! | 0 |




(I)(c)(ii) Statement showing holding of securities (including shares, warrants, convertible securities) of persons (together with PAC) belonging to the category "Public" and holding more than 5% of the total number of shares of the company

| Sr. No. | Name(s) of the shareholder(s) and the Persons Acting in Concert (PAC) with them | Number of shares | Shares as a percentage of total number of shares {i.e., Grand Total (A)+(B)+(C) indicated in Statement at para (I)(a) above} | Details of warrants | | Details of convertible securities | | Total shares (including underlying shares assuming full conversion of warrants and convertible securities) as a % of diluted share capital |
|--------------|---|------------------|--|---------------------|---|---------------------------------------|--|--|
| | | | | Number of warrants | As a % total number of warrants of the same class | Number of convertible securities held | % w.r.t total number of convertible securities of the same class | |
| 1 | ASHISH DHAWAN | 2590124 | 6.50 | 0 | #DIV/0! | 0 | #DIV/0! | |
| | | | | | | | | |
| TOTAL | | 2590124 | 6.50 | 0 | #DIV/0! | 0 | #DIV/0! | 0 |




(I)(d) Statement showing details of locked-in shares

| Sr. No. | Name of the shareholder | Number of locked-in shares | Locked-in shares as a percentage of total number of shares {i.e., Grand Total (A)+(B)+(C) indicated in Statement at para (I)(a) above} |
|--------------|-------------------------|----------------------------|--|
| 1 | | | 0.00 |
| 2 | | | 0.00 |
| 3 | | | 0.00 |
| 4 | | | 0.00 |
| 5 | | | 0.00 |
| 6 | | | 0.00 |
| 7 | | | 0.00 |
| 8 | | | 0.00 |
| 9 | | | 0.00 |
| | | | |
| | | | |
| TOTAL | | 0 | 0.00 |



(II)(a) Statement showing details of Depository Receipts (DRs)

| Sr. No. | Type of outstanding DR (ADRs, GDRs, SDRs, etc.) | Number of outstanding DRs | Number of shares underlying outstanding DRs | Shares underlying outstanding DRs as a percentage of total number of shares {i.e., Grand Total (A)+(B)+(C) indicated in Statement at para (I)(a) above} |
|--------------|--|------------------------------|--|--|
| 1 | | | | 0.00 |
| 2 | | | | 0.00 |
| 3 | | | | 0.00 |
| 4 | | | | 0.00 |
| 5 | | | | 0.00 |
| 6 | | | | 0.00 |
| 7 | | | | 0.00 |
| 8 | | | | 0.00 |
| 9 | | | | 0.00 |
| | | | | |
| | | | | |
| TOTAL | | 0 | 0 | 0.00 |



(II)(b) Statement showing holding of Depository Receipts (DRs), where underlying shares held by "promoter/promoter group" are in excess of 1% of the total number of shares

| Sr. No. | Name of the DR Holder | Type of outstanding DR (ADRs, GDRs, SDRs, etc.) | Number of shares underlying outstanding DRs | Shares underlying outstanding DRs as a percentage of total number of shares {i.e., Grand Total (A)+(B)+(C) indicated in Statement at para (I)(a) above} |
|--------------|-----------------------|---|---|---|
| 1 | | | | 0.00 |
| 2 | | | | 0.00 |
| 3 | | | | 0.00 |
| 4 | | | | 0.00 |
| 5 | | | | 0.00 |
| 6 | | | | 0.00 |
| 7 | | | | 0.00 |
| 8 | | | | 0.00 |
| 9 | | | | 0.00 |
| | | | | |
| | | | | |
| TOTAL | | | 0 | 0.00 |

