

NIEL:SCY: 826

Dated: 11.07.2013

BSE Limited
(Department of Corporate Services)
Floor 25, P J Towers,
Dalal Street, Fort, MUMBAI 400001

Reg: Shareholding Pattern
Scrip Code : 519136

Name of the Company: Nahar Industrial Enterprises Limited
Quarter ending on : 30.06.2013

Dear Sir,

Please find enclosed herewith revised Shareholding Pattern as per Clause 35 of the Listing Agreement for the quarter ended on 30.06.2013.

Please take on record of the same.

Thanking you,


Yours faithfully,
For NAHAR INDUSTRIAL ENTERPRISES LIMITED




COMPANY SECRETARY
Encl: As above

Introductory sub-table (I)(a)


Name of the Company: NAHAR INDUSTRIAL ENTERPRISES LIMITED			
Scrip Code, Name of the scrip, class of security: 519136 (BSE), NAHARINDUS (NSE), EQUITY SHARE			
Quarter ended: 30.06.2013			
Partly paid-up shares:-			
	No. of partly paid-up shares	As a % of total no. of partly paid-up shares	As a % of total no. of shares of the company
Held by promoter/promoter group	0	#DIV/0!	0
Held by public	0	#DIV/0!	0
Total - D	0	#DIV/0!	0
Outstanding convertible securities:-			
	No. of outstanding securities	As a % of total no. of outstanding convertible securities	As a % of total no. of shares of the company, assuming full conversion of the convertible securities
Held by promoter/promoter group	0	#DIV/0!	0
Held by public	0	#DIV/0!	0
Total - E	0	#DIV/0!	0
Warrants:-			
	No. of warrants	As a % of total no. of warrants	As a % of total no. of shares of the company, assuming full conversion of warrants
Held by promoter/promoter group	0	#DIV/0!	0
Held by public	0	#DIV/0!	0
Total - F	0	#DIV/0!	0
Total paid-up capital of the company, assuming full conversion of warrants and convertible securities		39835141	



Statement Showing Shareholding Pattern								
Category code	Category of Shareholder	Number of Shareholders	Table (I)(a)		Total shareholding as a percentage of total number of shares		Shares Pledged or otherwise encumbered	
			Total number of shares	Number of shares held in dematerialized form	As a percentage of (A+B) ¹	As a percentage of (A+B+C)	Number of shares	As a percentage (IX) = (VIII)/(IV)*100
(I)	(II)	(III)	(IV)	(V)	(VI)	(VII)	(VIII)	(IX) = (VIII)/(IV)*100
(A)	Shareholding of Promoter and Promoter							
1	Indian							
(a)	Individuals/ Hindu Undivided Family	2	1324	1324	0.00	0.00		0.00
(b)	Central Government/ State Government(s)	0	0	0	0.00	0.00		#DIV/0!
(c)	Bodies Corporate *	15	26691569	26691569	67.01	67.01		0.00
(d)	Financial Institutions/ Banks	0	0	0	0.00	0.00		#DIV/0!
(e)	Any Others(Specify)				0.00	0.00		#DIV/0!
	Sub Total(A)(1)	17	26692893	26692893	67.01	67.01	0	0.00
* Includes 45,75,000 equity shares allotted to the holder's of Warrants B, Corporate Action for Credit of shares is pending.								
2	Foreign							
a	Individuals (Non-Residents Individuals/ Foreign Individuals)				0.00	0.00		#DIV/0!
b	Bodies Corporate				0.00	0.00		#DIV/0!
c	Institutions				0.00	0.00		#DIV/0!
d	Any Others(Specify)				0.00	0.00		#DIV/0!
	Sub Total(A)(2)	0	0	0	0.00	0.00	0	#DIV/0!
	Total Shareholding of Promoter and	17	26692893	26692893	67.01	67.01	0	0.00
(B)	Public shareholding							
1	Institutions							
(a)	Mutual Funds/ UTI	27	18552	4938	0.05	0.05		
(b)	Financial Institutions / Banks	23	9635	3714	0.02	0.02		




(c)	Central Government/ State Government(s)	0	0	0	0.00	0.00		
(d)	Venture Capital Funds	0	0	0	0.00	0.00		
(e)	Insurance Companies	4	169463	169463	0.43	0.43		
(f)	Foreign Institutional Investors	1	112	0	0.00	0.00		
(g)	Foreign Venture Capital Investors	0	0		0.00	0.00		
(h)	Any Other (specify)				0.00	0.00		
(h-i)	NRI/OCB	5675	324842	59574	0.82	0.82		
	Sub-Total (B)(1)	5730	522604	237689	1.31	1.31		
B 2	Non-institutions							
(a)	Bodies Corporate	492	797979	758927	2.00	2.00		
(b)	Individuals				0.00	0.00		
I	Individuals -i. Individual shareholders holding nominal share capital up to Rs 1 lakh	79914	6770277	3413958	17.00	17.00		
II	ii. Individual shareholders holding nominal share capital in excess of Rs. 1 lakh.	55	5051388	5051388	12.68	12.68		
(c)	Any Other (specify)				0.00	0.00		
	Sub-Total (B)(2)	80461	12619644	9224273	31.68	31.68		
(B)	Total Public Shareholding (B)= (B)(1)+(B)(2)	86191	13142248	9461962	32.99	32.99		
	TOTAL (A)+(B)	86208	39835141	36154855	100.00	100.00		
(C)	Shares held by Custodians and against which Depository Receipts have been issued							
1	Promoter and Promoter Group					0.00		#DIV/0!
2	Public					0.00		
	Sub-Total (C)	0	0	0		0	0	
	GRAND TOTAL (A)+(B)+(C)	86208	39835141	36154855		100.00	0	0.00



(I)(b) Statement showing holding of securities (including shares, warrants, convertible securities) of persons belonging to the category "Promoter and Promoter Group"


Sr. No.	Name of the shareholder	Details of Shares held		Encumbered shares (*)			Details of warrants		Details of convertible securities		Total shares (including underlying shares assuming full conversion of warrants and convertible securities) as a % of diluted share capital
		Number of shares held	As a % of grand total (A) +(B) +(C)	No.	As a percentage	As a % of grand total (A)+(B)+(C) of sub-clause (I)(a)	Number of warrants held	As a % total number of warrants of the same class	Number of convertible securities held	As a % total number of convertible securities of the same class	
(I)	(II)	(III)	(IV)	(V)	(VI)=(V)/(III)*100	(VII)	(VIII)	(IX)	(X)	(XI)	(XII)
1	NAHAR CAPITAL & FINANCIAL SERVICES LTD.	9336745	23.44		0.00	0.00		#DIV/0!		#DIV/0!	23.44
2	J.L. GROWTH FUND LTD.	3421836	8.59		0.00	0.00		#DIV/0!		#DIV/0!	8.59
3	NAHAR POLY FILMS LTD.	2708800	6.80		0.00	0.00		#DIV/0!		#DIV/0!	6.80
4	VARDHMAN INVESTMENTS LTD.	2277955	5.72		0.00	0.00		#DIV/0!		#DIV/0!	5.72
5	OSWAL WOOLLEN MILLS LTD.	1956829	4.91		0.00	0.00		#DIV/0!		#DIV/0!	4.91
6	NAGDEVI TRADING & INVEST. CO. LTD.	1969636	4.94		0.00	0.00		#DIV/0!		#DIV/0!	4.94
7	ATAM VALLABH FINANCIERS LTD.	1691364	4.25		0.00	0.00		#DIV/0!		#DIV/0!	4.25
8	KOVALAM INVESTMENT & TRADING CO.LTD.	1926602	4.84		0.00	0.00		#DIV/0!		#DIV/0!	4.84
9	SANKHESHWAR HOLDING CO. LTD.	549842	1.38		0.00	0.00		#DIV/0!		#DIV/0!	1.38
10	VANAİK INVESTORS LTD.	287967	0.72		0.00	0.00		#DIV/0!		#DIV/0!	0.72
11	NAHAR GROWTH FUND PVT.LTD.	151785	0.38		0.00	0.00		#DIV/0!		#DIV/0!	0.38
12	NAHAR FINANCIAL & INVESTMENT LTD.	150870	0.38								0.38
13	LUDHIANA HOLDINGS LIMITED	137990	0.35								0.35
14	NEHA CREDIT & INVESTMENT PVT.LTD.	80654	0.20								0.20
15	ABHILASH GROWTH FUND PVT.LTD.	42675	0.11								0.11
16	SH. KAMAL OSWAL	1294	0.00								0.00
17	SH. DINESH OSWAL	30	0.00								0.00
TOTAL		26692893	67.01	0	#REF!	0.00	0	#DIV/0!	0	#DIV/0!	67.01

(*) The term "encumbrance" has the same meaning as assigned to it in regulation 28(3) of the SAST Regulations, 2011




(I)(c)(i) Statement showing holding of securities (including shares, warrants, convertible securities) of persons belonging to the category "Public" and holding more than 1% of the total number of shares

Sr. No.	Name of the shareholder	Number of shares held	Shares as a percentage of total number of shares {i.e., Grand Total (A)+(B)+(C) indicated in Statement at para (I)(a) above}	Details of warrants		Details of convertible securities		Total shares (including underlying shares assuming full conversion of warrants and convertible securities) as a % of diluted share capital
				Number of warrants held	As a % total number of warrants of the same class	Number of convertible securities held	% w.r.t total number of convertible securities of the same class	
1	ASHISH DHAWAN	2590124	6.50	0	#DIV/0!	0	#DIV/0!	6.50
2	JATINDER NATH JHAMB	567341	1.42	0	#DIV/0!	0	#DIV/0!	1.42
TOTAL		3157465	7.93	0	#DIV/0!	0	#DIV/0!	7.92




(I)(c)(ii) Statement showing holding of securities (including shares, warrants, convertible securities) of persons (together with PAC) belonging to the category "Public" and holding more than 5% of the total number of shares of the company

Sr. No.	Name(s) of the shareholder(s) and the Persons Acting in Concert (PAC) with them	Number of shares	Shares as a percentage of total number of shares {i.e., Grand Total (A)+(B)+(C) indicated in Statement at para (I)(a) above}	Details of warrants		Details of convertible securities		Total shares (including underlying shares assuming full conversion of warrants and convertible securities) as a % of diluted share capital
				Number of warrants	As a % total number of warrants of the same class	Number of convertible securities held	% w.r.t total number of convertible securities of the same class	
1	ASHISH DHAWAN	2590124	6.50	0	#DIV/0!	0	#DIV/0!	6.50
TOTAL		2590124	6.50	0	#DIV/0!	0	#DIV/0!	6.50




(I)(d) Statement showing details of locked-in shares

Sr. No.	Name of the shareholder	Number of locked-in shares	Locked-in shares as a percentage of total number of shares {i.e., Grand Total (A)+(B)+(C) indicated in Statement at para (I)(a) above}
1			0.00
2			0.00
3			0.00
4			0.00
5			0.00
6			0.00
7			0.00
8			0.00
9			0.00
TOTAL		0	0.00



(II)(a) Statement showing details of Depository Receipts (DRs)

Sr. No.	Type of outstanding DR (ADRs, GDRs, SDRs, etc.)	Number of outstanding DRs	Number of shares underlying outstanding DRs	Shares underlying outstanding DRs as a percentage of total number of shares {i.e., Grand Total (A)+(B)+(C) indicated in Statement at para (I)(a) above}
1				0.00
2				0.00
3				0.00
4				0.00
5				0.00
6				0.00
7				0.00
8				0.00
9				0.00
TOTAL		0	0	0.00



(II)(b) Statement showing holding of Depository Receipts (DRs), where underlying shares held by "promoter/promoter group" are in excess of 1% of the total number of shares

Sr. No.	Name of the DR Holder	Type of outstanding DR (ADRs, GDRs, SDRs, etc.)	Number of shares underlying outstanding DRs	Shares underlying outstanding DRs as a percentage of total number of shares {i.e., Grand Total (A)+(B)+(C) indicated in Statement at para (I)(a) above}
1				0.00
2				0.00
3				0.00
4				0.00
5				0.00
6				0.00
7				0.00
8				0.00
9				0.00
TOTAL			0	0.00

