


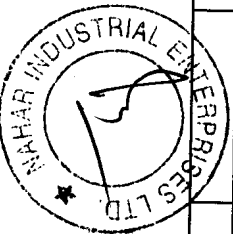
Introductory sub-table (I)(a)

Name of the Company: NAHAR INDUSTRIAL ENTERPRISES LIMITED			
Scrip Code, Name of the scrip, class of security: 519136 (BSE), NAHARINDUS (NSE), EQUITY SHARE			
Quarter ended: 30.06.2015			
Partly paid-up shares:-		No. of partly paid-up shares	As a % of total no. of partly paid-up shares
			As a % of total no. of shares of the company
Held by promoter/promoter group	0	#DIV/0!	0
Held by public	0	#DIV/0!	0
Total - D	0	#DIV/0!	0
		As a % of total no. of outstanding convertible securities	As a % of total no. of shares of the company, assuming full conversion of the convertible securities
Outstanding convertible securities:- No. of outstanding securities			
Held by promoter/promoter group	0	#DIV/0!	0
Held by public	0	#DIV/0!	0
Total - E	0	#DIV/0!	0
Warrants:-		No. of warrants	As a % of total no. of warrants
			As a % of total no. of shares of the company, assuming full conversion of warrants
Held by promoter/promoter group	0	#DIV/0!	0
Held by public	0	#DIV/0!	0
Total - F	0	#DIV/0!	0
Total paid-up capital of the company, assuming full conversion of warrants and convertible securities			
39835141			




Statement Showing Shareholding Pattern

Category of Shareholder	Number of Shareholders	Table I(a)			Total shareholding as a percentage of total number of shares		Shares Pledged or otherwise encumbered
		Total number of shares	Number of shares held in dematerialized form	As a percentage of (A+B) ¹	As a percentage of (A+B+C)	Number of shares	As a percentage (IX) = (VIII/(IV)*100
(I)	(II)	(III)	(IV)	(V)	(VI)	(VII)	(VIII)
(A) Shareholding of Promoter and Promoter							
1 Indian							
(a) Individuals/ Hindu Undivided Family	2	1324	1324	0.00	0.00		0.00
(b) Central Government/ State Government(s)							
(c) Bodies Corporate	0	0	0	0.00	0.00		#DIV/0!
(d) Financial Institutions/ Banks	14	27223877	27223877	68.34	68.34		0.00
(e) Any Others(Specify)	0	0	0	0.00	0.00		#DIV/0!
Sub Total(A)(1)	16	27225201	27225201	68.34	68.34	0	#DIV/0!
2 Foreign							
a Individuals (Non-Residents Individuals/ Foreign Individuals)							
b Bodies Corporate				0.00	0.00		#DIV/0!
c Institutions				0.00	0.00		#DIV/0!
d Any Others(Specify)				0.00	0.00		#DIV/0!
Sub Total(A)(2)	0	0	0	0.00	0.00	0	#DIV/0!
Total Shareholding of Promoter and	16	27225201	27225201	68.34	68.34	0	0.00
(B) Public shareholding							
1 Institutions							
(a) Mutual Funds/ UTI	27	18352	4938	0.05	0.05		
(b) Financial Institutions / Banks	19	5021	100	0.01	0.01		



(c)	Central Government/ State Government(s)								
(d)	Venture Capital Funds	0	0	0	0.00	0.00			
(e)	Insurance Companies	0	0	0	0.00	0.00			
(f)	Foreign Institutional Investors	4	169463	169463	0.43	0.43			
(g)	Foreign Venture Capital Investors	1	112	0	0.00	0.00			
(h)	Any Other (specify)	0	0		0.00	0.00			
(h-i)	NRI/OCB	5554	307171	44915	0.00	0.00			
	Sub-Total (B)(1)	5605	500119	219416	1.26	1.26			
B 2	Non-institutions								
(a)	Bodies Corporate	443	479739	440967	1.20	1.20			
(b)	Individuals				0.00	0.00			
	Individuals - i. Individual shareholders, holding nominal share capital up to Rs 1 lakh	75791	6449368	3195565	16.19	16.19			
II	ii. Individual shareholders holding nominal share capital in excess of Rs. 1 lakh.								
(c)	Any Other (specify)	65	5180714	5180714	13.01	13.01			
	Sub-Total (B)(2)	76299	12109821	8817246	30.40	30.40			
(B)	Total Public Shareholding (B)= (B)(1)+(B)(2)	81904	12609940	9036662	31.66	31.66			
	TOTAL (A)+(B)	81920	39835141	36261863	100.00	100.00			
(C)	Shares held by Custodians and against which Depository Receipts have been issued								
1	Promoter and Promoter Group					0.00			#DIV/0!
2	Public					0.00			
	Sub-Total (C)	0	0	0	0	0			
	GRAND TOTAL (A)+(B)+(C)	81920	39835141	36261863		100.00			0.00



(1)(b) Statement showing holding of securities (including shares, warrants, convertible securities) of persons belonging to the category "Promoter and Promoter Group"


Sr. No.	Name of the shareholder	Details of Shares held		Encumbered shares (*)			Details of warrants		Details of convertible securities		Total shares (including underlying shares assuming full conversion of warrants and convertible securities) as a % of diluted share capital
		Number of shares held	As a % of grand total (A) + (B) + (C)	No.	As a percentage (V)=(V)/(III)*100	As a % of grand total (A)+(B)+(C) of sub-clause (I)(a)	Number of warrants held	As a % of total number of warrants of the same class	Number of convertible securities held	As a % of total number of convertible securities of the same class	
(I)	(II)	(III)	(IV)	(V)	(VI)=(V)/(III)*100	(VII)	(VIII)	(IX)	(X)	(XI)	(XII)
1	NAHAR CAPITAL & FINANCIAL SERVICES LTD.	9336745	23.44		0.00	0.00		#DIV/0!	#DIV/0!		23.44
2	J.L. GROWTH FUND LTD.	3421836	8.59		0.00	0.00		#DIV/0!	#DIV/0!		8.59
3	NAHAR POLY FILMS LTD.	2708800	6.80		0.00	0.00		#DIV/0!	#DIV/0!		6.80
4	VARDHMAN INVESTMENTS LTD.	2277955	5.72		0.00	0.00		#DIV/0!	#DIV/0!		5.72
5	OSWAL WOOLLEN MILLS LTD.	2094819	5.26		0.00	0.00		#DIV/0!	#DIV/0!		5.26
6	NAGDEVI TRADING & INVEST. CO. LTD.	2273625	5.71		0.00	0.00		#DIV/0!	#DIV/0!		5.71
7	ATAM VALLABH FINANCIERS LTD.	1691364	4.25		0.00	0.00		#DIV/0!	#DIV/0!		4.25
8	KOVALAM INVESTMENT & TRADING CO.LTD.	2068920	5.19		0.00	0.00		#DIV/0!	#DIV/0!		5.19
9	SANKSHESHWAR HOLDING CO. LTD.	549842	1.38		0.00	0.00		#DIV/0!	#DIV/0!		1.38
10	VANAIAK INVESTORS LTD.	373987	0.94		0.00	0.00		#DIV/0!	#DIV/0!		0.94
11	NAHAR GROWTH FUND PVT.LTD.	151785	0.38		0.00	0.00		#DIV/0!	#DIV/0!		0.38
12	NAHAR FINANCIAL & INVESTMENT LTD.	150870	0.38			0.00		#DIV/0!	#DIV/0!		0.38
13	NEHA CREDIT & INVESTMENT PVT.LTD.	80654	0.20								0.20
14	ABHILASH GROWTH FUND PVT.LTD.	42675	0.11								0.11
15	SH. KAMAL OSWAL	1294	0.00								0.00
16	SH. DINESH OSWAL	30	0.00								0.00
TOTAL		27225201	68.35	0	#REF!	0.00	0	#DIV/0!	#DIV/0!		68.35

ENTIRETY OF SHARES

27225201


(*) The term "encumbrance" has the same meaning as in the Companies Act, 2013.

(*) The term "encumbrance" has the same meaning as assigned to it in regulation 28(3) of the SAST Regulations, 2011




(D)(c)(i) Statement showing holding of securities (including shares, warrants, convertible securities) of persons belonging to the category "Public" and holding more than 1% of the total number of shares

Sr. No.	Name of the shareholder	Number of shares held	Shares as a percentage of total number of shares {i.e., Grand Total (A)+(B)+(C) indicated in Statement at para (I)(a) above}	Details of warrants		Details of convertible securities		Total shares (including underlying shares assuming full conversion of warrants and convertible securities) as a % of diluted share capital
				Number of warrants held	As a % total number of warrants of the same class	Number of convertible securities held	% w.r.t total number of convertible securities of the same class	
1	ASHISH DHAWAN	2590124	6.50	0	#DIV/0!	0	#DIV/0!	6.50
TOTAL		2590124	6.50	0	#DIV/0!	0	#DIV/0!	6.5




(I)(c)(ii) Statement showing holding of securities (including shares, warrants, convertible securities) of persons (together with PAC) belonging to the category "Public" and holding more than 5% of the total number of shares of the company

Sr. No.	Name(s) of the shareholder(s) and the Persons Acting in Concert (PAC) with them	Number of shares	Shares as a percentage of total number of shares {i.e., Grand Total (A)+(B)+(C) indicated in Statement at para (I)(a) above}	Details of warrants			Details of convertible securities		Total shares (including underlying shares assuming full conversion of warrants and convertible securities) as a % of diluted share capital
				Number of warrants	As a % total number of warrants of the same class	Number of convertible securities held	% w.r.t total number of convertible securities of the same class		
1	ASHISH DHAWAN	2590124	6.50	0	#DIV/0!	0	#DIV/0!	6.50	
TOTAL		2590124	6.50	0	#DIV/0!	0	#DIV/0!	6.50	




Statement showing details of locked-in shares

Sr. No.	Name of the shareholder	Number of locked-in shares	Locked-in shares as a percentage of total number of shares {i.e., Grand Total (A)+(B)+(C) indicated in Statement at para (I)(a) above}
1			0.00
2			0.00
3			0.00
4			0.00
5			0.00
6			0.00
7			0.00
8			0.00
9			0.00
TOTAL		0	0.00



(II)(a) Statement showing details of Depository Receipts (DRs)

Sr. No.	Type of outstanding DR (ADRs, GDRs, SDRs, etc.)	Number of outstanding DRs	Number of shares underlying outstanding DRs	Shares underlying outstanding DRs as a percentage of total number of shares {i.e., Grand Total (A)+(B)+(C) indicated in Statement at para (I)(a) above}
1				0.00
2				0.00
3				0.00
4				0.00
5				0.00
6				0.00
7				0.00
8				0.00
9				0.00
				0.00
				0.00
				0.00
TOTAL		0	0	0.00



by promoter/promoter group" are in excess of 1% of the total number of shares

10

()
)
,
,

