


**Introductory sub-table (I)(a)**


<b>Name of the Company: NAHAR INDUSTRIAL ENTERPRISES LIMITED</b>				
<b>Scrip Code, Name of the scrip, class of security: 519136 (BSE), NAHARINDUS (NSE), EQUITY SHARE</b>				
<b>Quarter ended: 31.03.2015</b>				
<b>Partly paid-up shares:-</b>		<b>No. of partly paid-up shares</b>	<b>As a % of total no. of partly paid-up shares</b>	<b>As a % of total no. of shares of the company</b>
Held by promoter/promoter group	0	#DIV/0!		0
Held by public	0	#DIV/0!		0
<b>Total - D</b>	<b>0</b>	<b>#DIV/0!</b>		<b>0</b>
<b>Outstanding convertible securities:- No. of outstanding securities</b>		<b>No. of outstanding securities</b>	<b>As a % of total no. of outstanding convertible securities</b>	<b>As a % of total no. of shares of the company, assuming full conversion of the convertible securities</b>
Held by promoter/promoter group	0	#DIV/0!		0
Held by public	0	#DIV/0!		0
<b>Total - E</b>	<b>0</b>	<b>#DIV/0!</b>		<b>0</b>
<b>Warrants:-</b>		<b>No. of warrants</b>	<b>As a % of total no. of warrants</b>	<b>As a % of total no. of shares of the company, assuming full conversion of warrants</b>
Held by promoter/promoter group	0	#DIV/0!		0
Held by public	0	#DIV/0!		0
<b>Total - F</b>	<b>0</b>	<b>#DIV/0!</b>		<b>0</b>
<b>Total paid-up capital of the company, assuming full conversion of warrants and convertible securities</b>				

39835141



# Statement Showing Shareholding Pattern

Category of Shareholder code	Category of Shareholder	Table (I)(a)				Total shareholding as a percentage of total number of shares		Shares Pledged or otherwise encumbered
		Number of Shareholders	Total number of shares	Number of shares held in dematerialized form	As a percentage of (A+B) <sup>1</sup>	As a percentage of (A+B+C)	Number of shares	As a percentage (IX) = (VIII)/(IV)*100
(I)	(II)	(III)	(IV)	(V)	(VI)	(VII)	(VIII)	(IX)
(A)	Shareholding of Promoter and Promoter							
1	Indian							
(a)	Individuals/ Hindu Undivided Family							
(b)	Central Government/ State Government(s)	2	1324	1324	0.00	0.00		0.00
(c)	Bodies Corporate	0	0	0	0.00	0.00		#DIV/0!
(d)	Financial Institutions/ Banks	14	27137877	27137877	68.13	68.13		0.00
(e)	Any Others(Specify)	0	0	0	0.00	0.00		#DIV/0!
	Sub Total(A)(I)	16	27139201	27139201	68.13	68.13	0	#DIV/0!
2	Foreign							0.00
a	Individuals (Non-Residents Individuals/ Foreign Individuals)							
b	Bodies Corporate				0.00	0.00		#DIV/0!
c	Institutions				0.00	0.00		#DIV/0!
d	Any Others(Specify)				0.00	0.00		#DIV/0!
	Sub Total(A)(2)	0	0	0	0.00	0.00	0	#DIV/0!
	Total Shareholding of Promoter and	16	27139201	27139201	68.13	68.13	0	#DIV/0!
(B)	Public shareholding							
1	Institutions							
(a)	Mutual Funds/ UTI	27	18352	4938	0.05	0.05		
(b)	Financial Institutions / Banks	19	5021	100	0.01	0.01		




(c) Central Government/ State Government(s)									
(d)	Venture Capital Funds	0	0	0	0.00	0.00			
(e)	Insurance Companies	0	0	0	0.00	0.00			
(f)	Foreign Institutional Investors	4	169463	169463	0.43	0.43			
(g)	Foreign Venture Capital Investors	1	112	0	0.00	0.00			
(h)	Any Other (specify)	0	0		0.00	0.00			
(h-i)	NRI/OCB	5567	308162	45111	0.00	0.00			
	Sub-Total (B)(1)	5618	501110	219612	0.77	0.77			
B 2	Non-institutions								
(a)	Bodies Corporate	450	466000	427228	1.17	1.17			
(b)	Individuals				0.00	0.00			
I	Individuals -i. Individual shareholders holding nominal share capital up to Rs 1 lakh	76143	6471588	3203956	16.25	16.25			
II	ii. Individual shareholders holding nominal share capital in excess of Rs. 1 lakh.								
(c)	Any Other (specify)	65	5257242	5257242	13.20	13.20			
	Sub-Total (B)(2)	76658	12194830	8888426	0.00	0.00			
(B)	Total Public Shareholding (B)= (B)(1)+(B)(2)	82276	12695940	9108038	31.87	31.87			
	TOTAL (A)+(B)	82292	39835141	36247239	100.00	100.00			
(C)	Shares held by Custodians and against which Depository Receipts have been issued								
1	Promoter and Promoter Group								
2	Public					0.00			#DIV/0!
	Sub-Total (C)	0	0	0		0.00			
	GRAND TOTAL (A)+(B)+(C)	82292	39835141	36247239		100.00			0.00



(1)(b) Statement showing holding of securities (including shares, warrants, convertible securities) of persons belonging to the category "Promoter and Promoter Group"


Sr. No.	Name of the shareholder	Details of Shares held		Encumbered shares (*)		Details of warrants		Details of convertible securities		Total shares (including underlying shares assuming full conversion of warrants and convertible securities) as a % of diluted share capital
		Number of shares held	As a % of grand total (A)+(B)+(C)	No.	As a percentage (V)=(V)/(III)*100	As a % of grand total (A)+(B)+(C) of sub-clause (I)(a)	Number of warrants held	As a % of total number of warrants of the same class	Number of convertible securities held	As a % of total number of convertible securities of the same class
(I)	(II)	(III)	(IV)	(V)	(VI)=(V)/(III)*100	(VII)	(VIII)	(IX)	(X)	(XI)
1	NAHAR CAPITAL & FINANCIAL SERVICES LTD.	9336745	23.44		0.00	0.00	#DIV/0!	#DIV/0!	#DIV/0!	23.44
2	J.L. GROWTH FUND LTD.	3421836	8.59		0.00	0.00	#DIV/0!	#DIV/0!	#DIV/0!	8.59
3	NAHAR POLY FILMS LTD.	2708800	6.80		0.00	0.00	#DIV/0!	#DIV/0!	#DIV/0!	6.80
4	VARDHMAN INVESTMENTS LTD.	2277965	5.72		0.00	0.00	#DIV/0!	#DIV/0!	#DIV/0!	5.72
5	OSWAL WOOLLEN MILLS LTD.	2094819	5.26		0.00	0.00	#DIV/0!	#DIV/0!	#DIV/0!	5.26
6	NAGDEVI TRADING & INVEST. CO. LTD.	2273625	5.71		0.00	0.00	#DIV/0!	#DIV/0!	#DIV/0!	5.71
7	ATAM VALLABH FINANCIERS LTD.	1691364	4.25		0.00	0.00	#DIV/0!	#DIV/0!	#DIV/0!	4.25
8	KOVALAM INVESTMENT & TRADING CO. LTD.	2068920	5.19		0.00	0.00	#DIV/0!	#DIV/0!	#DIV/0!	5.19
9	SANKHESHWAR HOLDING CO. LTD.	549842	1.38		0.00	0.00	#DIV/0!	#DIV/0!	#DIV/0!	1.38
10	VANAIAK INVESTORS LTD.	287987	0.72		0.00	0.00	#DIV/0!	#DIV/0!	#DIV/0!	0.72
11	NAHAR GROWTH FUND PVT. LTD.	151785	0.38		0.00	0.00	#DIV/0!	#DIV/0!	#DIV/0!	0.38
12	NAHAR FINANCIAL & INVESTMENT LTD.	150870	0.38							0.38
13	NEHA CREDIT & INVESTMENT PVT. LTD.	80654	0.20							0.20
14	ABHILASH GROWTH FUND PVT. LTD.	42675	0.11							0.11
15	SH. KAMAL OSWAL	1294	0.00							0.00
16	SH. DINESH OSWAL	30	0.00							0.00
TOTAL		27139201	68.13	0	#REF!	0.00	0	#DIV/0!	0	68.13

(\*) The term "encumbrance" has the same meaning as assigned to it in regulation 28(3) of the SAST Regulations, 2011




(D)(c)(i) Statement showing holding of securities (including shares, warrants, convertible securities) of persons belonging to the category "Public" and holding more than 1% of the total number of shares

Sr. No.	Name of the shareholder	Number of shares held	Shares as a percentage of total number of shares {i.e., Grand Total (A)+(B)+(C) indicated in Statement at para (D)(a) above}	Details of warrants		Details of convertible securities		Total shares (including underlying shares assuming full conversion of warrants and convertible securities) as a % of diluted share capital
				Number of warrants held	As a % total number of warrants of the same class	Number of convertible securities held	% w.r.t total number of convertible securities of the same class	
1	ASHISH DHAWAN	2590124	6.50	0	#DIV/0!	0	#DIV/0!	6.50
<b>TOTAL</b>		<b>2590124</b>	<b>6.50</b>	<b>0</b>	<b>#DIV/0!</b>	<b>0</b>	<b>#DIV/0!</b>	<b>6.5</b>



(D)(c)(ii) Statement showing holding of securities (including shares, warrants, convertible securities) of persons (together with PAC) belonging to the category "Public" and holding more than 5% of the total number of shares of the company

Sr. No.	Name(s) of the shareholder(s) and the Persons Acting in Concert (PAC) with them	Number of shares	Shares as a percentage of total number of shares {i.e., Grand Total (A)+(B)+(C) indicated in Statement at para (I)(a) above}	Details of warrants		Details of convertible securities		Total shares (including underlying shares assuming full conversion of warrants and convertible securities) as a % of diluted share capital
				Number of warrants	As a % total number of warrants of the same class	Number of convertible securities held	% w.r.t total number of convertible securities of the same class	
1	ASHISH DHAWAN	2590124	6.50	0	#DIV/0!	0	#DIV/0!	6.50
<b>TOTAL</b>		<b>2590124</b>	<b>6.50</b>	<b>0</b>	<b>#DIV/0!</b>	<b>0</b>	<b>#DIV/0!</b>	<b>6.50</b>






(II)(a)

**Statement showing details of Depository Receipts (DRs)**

Sr. No.	Type of outstanding DR (ADRs, GDRs, SDRs, etc.)	Number of outstanding DRs	Number of shares underlying outstanding DRs	Shares underlying outstanding DRs as a percentage of total number of shares {i.e., Grand Total (A)+(B)+(C) indicated in Statement at para (I)(a) above}
1				0.00
2				0.00
3				0.00
4				0.00
5				0.00
6				0.00
7				0.00
8				0.00
9				0.00
TOTAL		0	0	0.00





by "promoter/promoter group" are in excess of 1% of the total number of shares held

Sr. No.	Name of the DR Holder	Type of outstanding DR (ADRs, GDRs, SDRs, etc.)	Number of shares underlying outstanding DRs	Shares underlying outstanding DRs as a percentage of total number of shares {i.e., Grand Total (A)+(B)+(C) indicated in Statement at para (I)(a) above}
1				0.00
2				0.00
3				0.00
4				0.00
5				0.00
6				0.00
7				0.00
8				0.00
9				0.00
TOTAL			0	0.00

