

Regd. & Admn. Office : Focal Point, Ludhiana - 141 010. (INDIA)
Phones : 0091-161-2672590 to 91, 5064200 Fax : 0091-161-2674072, 5083213
E-mail : nilldh@ownnahar.com, Website : www.ownnahar.com

NIEL:SCY:

Dated: 12.10.2015

BSE Limited
(Department of Corporate Services)
Floor 25, P J Towers,
Dalal Street, Fort, MUMBAI 400001

National Stock Exchange of India Limited
Exchange Plaza, Bandra Kurla Complex,
Bandra East MUMBAI 400051

Reg: Shareholding Pattern
Scrip Code : 519136

Name of the Company: Nahar Industrial Enterprises Limited
Quarter ending on : 30.09.2015

Dear Sir,

Please find enclosed herewith revised Shareholding Pattern as per Clause 35 of the Listing Agreement for the quarter ended on 30.09.2015.

Please take on record of the same.

Thanking you,

Yours faithfully,
For NAHAR INDUSTRIAL ENTERPRISES LIMITED


COMPANY SECRETARY
Encl: As above

Introductory sub-table (I)(a)


Name of the Company: NAHAR INDUSTRIAL ENTERPRISES LIMITED

Scrip Code, Name of the scrip, class of security: 519136 (BSE), NAHARINDUS (NSE), EQUITY SHARE

Quarter ended: 30.09.2015


Partly paid-up shares:-		No. of partly paid-up shares	As a % of total no. of partly paid-up shares	As a % of total no. of shares of the company
Held by promoter/promoter group		0	#DIV/0!	0
Held by public		0	#DIV/0!	0
Total - D		0	#DIV/0!	0
Outstanding convertible securities:- No. of outstanding securities		As a % of total no. of outstanding convertible securities		As a % of total no. of shares of the company, assuming full conversion of the convertible securities
Held by promoter/promoter group		0	#DIV/0!	0
Held by public		0	#DIV/0!	0
Total - E		0	#DIV/0!	0
Warrants:-		No. of warrants		As a % of total no. of shares of the company, assuming full conversion of warrants
Held by promoter/promoter group		0	#DIV/0!	0
Held by public		0	#DIV/0!	0
Total - F		0	#DIV/0!	0
Total paid-up capital of the company, assuming full conversion of warrants and convertible securities				

39835141

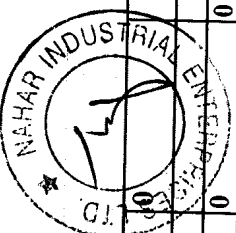


Statement Showing Shareholding Pattern

Category of Shareholder	Number of Shareholders	Table (I)(a)			Total shareholding as a percentage of total number of shares		Shares Pledged or otherwise encumbered
		Total number of shares	Number of shares held in dematerialized form	As a percentage of (A+B) ¹	As a percentage of (A+B+C)	Number of shares	As a percentage
(I)	(II)	(III)	(IV)	(V)	(VI)	(VII)	(VIII) = (VII)/(IV)*100
(A) Shareholding of Promoter and Promoter							
1 Indian							
(a) Individuals/ Hindu Undivided Family							
(b) Central Government/ State Government(s)	2	1324	1324	0.00	0.00		0.00
(c) Bodies Corporate	0	0	0	0.00	0.00		#DIV/0!
(d) Financial Institutions/ Banks	14	27237877	27237877	68.38	68.38		0.00
(e) Any Others(Specify)	0	0	0	0.00	0.00		#DIV/0!
Sub Total(A)(I)	16	27239201	27239201	68.38	68.38	0	0.00
2 Foreign							
a Individuals (Non-Residents Individuals/ Foreign Individuals)							
b Bodies Corporate				0.00	0.00		#DIV/0!
c Institutions				0.00	0.00		#DIV/0!
d Any Others(Specify)				0.00	0.00		#DIV/0!
Sub Total(A)(2)	0	0	0	0.00	0.00		#DIV/0!
Total Shareholding of Promoter and	16	27239201	27239201	68.38	68.38	0	#DIV/0!
(B) Public shareholding							
1 Institutions							0.00
(a) Mutual Funds/ UTI	27	18352	4938	0.05	0.05		
(b) Financial Institutions / Banks	22	8635	3714	0.02	0.02		



(c)	Central Government/ State Government(s)								
(d)	Venture Capital Funds	0	0	0	0.00	0.00			
(e)	Insurance Companies	0	0	0	0.00	0.00			
(f)	Foreign Institutional Investors	4	169463	169463	0.43	0.43			
(g)	Foreign Venture Capital Investors	1	112	0	0.00	0.00			
(h)	Any Other (specify)	0	0		0.00	0.00			
(h-i)	NRI/OCB	5565	306585	44919	0.77	0.77			
	Sub-Total (B)(1)	5619	503147	223034	1.26	1.26			
B 2	Non-institutions								
(a)	Bodies Corporate	441	480318	441546	1.21	1.21			
(b)	Individuals				0.00	0.00			
	Individuals - i. Individual shareholders holding nominal share capital up to Rs 1 lakh								
I		75396	6417670	3175275	16.11	16.11			
II	ii. Individual shareholders holding nominal share capital in excess of Rs. 1 lakh.								
(c)	Any Other (specify)	66	5194805	5194805	13.04	13.04			
	Sub-Total (B)(2)	75903	12092793	8811626	30.36	30.36			
(B)	Total Public Shareholding (B) = (B)(1)+(B)(2)	81522	12595940	9034660	31.62	31.62			
	TOTAL (A)+(B)	81538	39835141	36273861	100.00	100.00			
(C)	Shares held by Custodians and against which Depository Receipts have been issued								
1	Promoter and Promoter Group								
2	Public					0.00			#DIV/0!
	Sub-Total (C)	0	0	0		0.00			
	GRAND TOTAL (A)+(B)+(C)	81538	39835141	36273861		100.00			0.00



(D)(b) Statement showing holding of securities (including shares, warrants, convertible securities) of persons belonging to the category "Promoter and Promoter Group"

Sr. No.	Name of the shareholder	Details of Shares held		Encumbered shares (*)		Details of warrants		Details of convertible securities		Total shares (including underlying shares assuming full conversion of warrants and convertible securities) as a % of diluted share capital	
		Number of shares held	As a % of grand total (A)+(B)+(C)	No.	As a percentage (V)=(V)/(III)*100	As a % of grand total (A)+(B)+(C) of sub-clause (I)(a)	Number of warrants held	As a % of total number of warrants of the same class	Number of convertible securities held		As a % of total number of convertible securities of the same class
(I)	(II)	(III)	(IV)	(V)	(V)=(V)/(III)*100	(VI)	(VII)	(VIII)	(IX)	(X)	(XI)
1	NAHAR CAPITAL & FINANCIAL SERVICES LTD.	9336745	23.44		0.00		0.00		#DIV/0!	#DIV/0!	23.44
2	J L GROWTH FUND LTD.	3421836	8.59		0.00		0.00		#DIV/0!	#DIV/0!	8.59
3	NAHAR POLY FILMS LTD.	2708800	6.80		0.00		0.00		#DIV/0!	#DIV/0!	6.80
4	VARDHMAN INVESTMENTS LTD.	2277965	5.72		0.00		0.00		#DIV/0!	#DIV/0!	5.72
5	OSWAL WOOLLEN MILLS LTD.	2094819	5.26		0.00		0.00		#DIV/0!	#DIV/0!	5.26
6	NAGDEVI TRADING & INVEST. CO. LTD.	2273625	5.71		0.00		0.00		#DIV/0!	#DIV/0!	5.71
7	ATAM VALLABH FINANCIERS LTD.	1691364	4.25		0.00		0.00		#DIV/0!	#DIV/0!	4.25
8	KOVALAM INVESTMENT &TRADING CO.LTD.	2068920	5.19		0.00		0.00		#DIV/0!	#DIV/0!	5.19
9	SANKHESHWAR HOLDING CO. LTD.	549842	1.38		0.00		0.00		#DIV/0!	#DIV/0!	1.38
10	VANAIAK INVESTORS LTD.	387987	0.97		0.00		0.00		#DIV/0!	#DIV/0!	0.97
11	NAHAR GROWTH FUND PVT.LTD.	151785	0.38		0.00		0.00		#DIV/0!	#DIV/0!	0.38
12	NAHAR FINANCIAL & INVESTMENT LTD.	150870	0.38		0.00		0.00		#DIV/0!	#DIV/0!	0.38
13	NEHA CREDIT & INVESTMENT PVT.LTD.	80654	0.20								0.20
14	ABHILASH GROWTH FUND PVT.LTD.	42675	0.11								0.11
15	SH. KAMAL OSWAL	1294	0.00								0.00
16	SH. DINESH OSWAL	30	0.00								0.00
TOTAL		27239201	68.38	0	#REF!	0.00		0	#DIV/0!	#DIV/0!	68.38


ENTERED

20

#DIV/0!


(*) The term "encumbrance" has the same meaning as in the Companies Act, 2013.

(*) The term "encumbrance" has the same meaning as assigned to it in regulation 28(3) of the SAST Regulations, 2011




(I)(c)(i) Statement showing holding of securities (including shares, warrants, convertible securities) of persons belonging to the category "Public" and holding more than 1% of the total number of shares

Sr. No.	Name of the shareholder	Number of shares held	Shares as a percentage of total number of shares {i.e., Grand Total (A)+(B)+(C) indicated in Statement at para (I)(a) above}	Details of warrants		Details of convertible securities		Total shares (including underlying shares assuming full conversion of warrants and convertible securities) as a % of diluted share capital
				Number of warrants held	As a % total number of warrants of the same class	Number of convertible securities held	% w.r.t total number of convertible securities of the same class	
1	ASHISH DHAWAN	2590124	6.50	0	#DIV/0!	0	#DIV/0!	6.50
TOTAL		2590124	6.50	0	#DIV/0!	0	#DIV/0!	6.5



(D)(c)(ii) Statement showing holding of securities (including shares, warrants, convertible securities) of persons (together with PAC) belonging to the category "Public" and holding more than 5% of the total number of shares of the company


Sr. No.	Name(s) of the shareholder(s) and the Persons Acting in Concert (PAC) with them	Number of shares	Shares as a percentage of total number of shares i.e., Grand Total (A)+(B)+(C) indicated in Statement at para (I)(a) above}	Details of warrants		Details of convertible securities		Total shares (including underlying shares assuming full conversion of warrants and convertible securities) as a % of diluted share capital
				Number of warrants	As a % total number of warrants of the same class	Number of convertible securities held	% w.r.t total number of convertible securities of the same class	
1	ASHISH DHAWAN	2590124	6.50	0	#DIV/0!	0	#DIV/0!	6.50
TOTAL		2590124	6.50	0	#DIV/0!	0	#DIV/0!	6.50



(I)(d)


Statement showing details of locked-in shares

Sr. No.	Name of the shareholder	Number of locked-in shares	Locked-in shares as a percentage of total number of shares {i.e., Grand Total (A)+(B)+(C) indicated in Statement at para (I)(a) above}
1			0.00
2			0.00
3			0.00
4			0.00
5			0.00
6			0.00
7			0.00
8			0.00
9			0.00
TOTAL		0	0.00



Statement showing details of Depository Receipts (DRs)

Sr. No.	Type of outstanding DR (ADRs, GDRs, SDRs, etc.)	Number of outstanding DRs	Number of shares underlying outstanding DRs	Shares underlying outstanding DRs as a percentage of total number of shares {i.e., Grand Total (A)+(B)+(C) indicated in Statement at para (I)(a) above}
1				0.00
2				0.00
3				0.00
4				0.00
5				0.00
6				0.00
7				0.00
8				0.00
9				0.00
TOTAL		0	0	0.00



(II)(b) Statement showing holding of Depository Receipts (DRs), where underlying shares held by "promoter/promoter group" are in excess of 1% of the total number of shares

Sr. No.	Name of the DR Holder	Type of outstanding DR (ADRs, GDRs, SDRs, etc.)	Number of shares underlying outstanding DRs	Shares underlying outstanding DRs as a percentage of total number of shares {i.e., Grand Total (A)+(B)+(C) indicated in Statement at para (I)(a) above}
1				0.00
2				0.00
3				0.00
4				0.00
5				0.00
6				0.00
7				0.00
8				0.00
9				0.00
TOTAL			0	0.00

